

Fulham Parcel Box 3008M / 3008L

Tools required

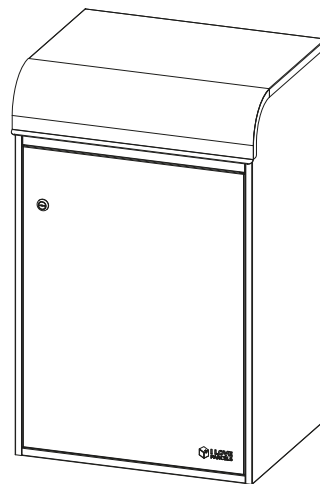
Hammer drill

10mm masonry drill bit OR 10mm wood drill bit



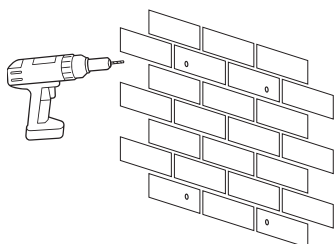
Keep spare keys in a safe place

Blank keys are available for purchase on our website

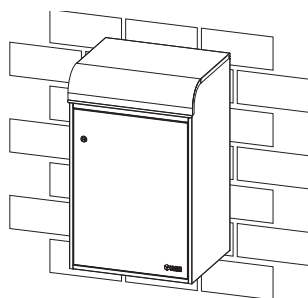


Mounting onto a Brick Wall

1. Mark hole locations, drill four 10mm holes and insert wall plugs provided.

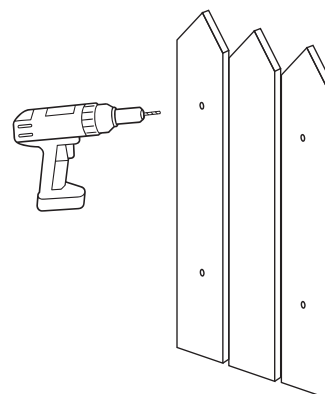


2. Mount the letterbox onto the brickwork with the washers and screws/bolts provided.



Mounting onto a Timber Fence

1. Mark hole locations and drill four 10mm holes.



2. Mount letterbox to the fence with the screws/bolts provided.

